

Natalie Lenser DDS

ProEdge Dental Water Lab Technicians approve the following results accurate and complete utilizing gold-standard testing and laboratory methods.

22

Kelli Thimmes

LABORATORY TEST RESULTS (CFU/mL)

QNS = Quantity not sufficient (not enough water present in vile to complete testing) PASS/FAIL results are based on the ≤ 500 CFU/mL standard set by the CDC. RED = Immediate shock and retest. YELLOW = Immediate shock. GREEN = Continue treatment protocol. Learn more on the second page of this lab report. ProEdge Dental Water Labs flow cytometry testing method has been validated by an independent study conducted by the University of Colorado. For more info, visit ProEdgeDental.com/Flow



QUESTIONS?

support@proedgedental.com | 888.843.3343 | ProEdgeDental.com

R2A UNDERSTANDING YOUR REPORT

You Have a Partner in Waterlines:

Complimentary consultations

We know you didn't get into dentistry to clean waterlines, but we did. The ProEdge Team has been testing water, collecting data on treatment efficacy, and researching waterline maintenance for over 15 years. We can leverage that expertise to help you improve results quickly. Contact us for a complimentary consultation to answer questions & learn best practices.



Learn more at ProEdgeDental.com/Consultations ▶

Aspects of the Report:




CDC compliance

The CDC, ADA, and OSAP recommend dental practices ensure their dental unit water quality meet the standard set by the EPA for potable water (less than or equal to 500 CFU/mL). Your water compliance is measured against this standard. If your CFU/mL falls within the 500 or below ranges, the CDC classifies this level as acceptable for patient care and your line receives a **PASS**. If beyond 500 CFU/mL, your water sample receives a **FAIL**.

Microbial count (CFU/mL)

In the water lab results section of your report, you can see the official microbial count in Colony Forming Units per milliliter (CFU/mL). A CFU is the direct microscopic cell count of viable bacterial cells. The lower the amount, the safer your water.

Safety levels

-  : **0-200 CFU/mL** - Continue to regularly treat and monitor your water quality.
-  : **201-500 CFU/mL** - In this range, your water passes the CDC standard. However, due to bacteria's ability to colonize quickly, it is recommended that you shock within one week and then continue your regular treatment and testing protocol.
-  : **501 or Above CFU/mL** - These lines do not meet the CDC standard for dental unit water quality. These lines should be remediated as soon as possible. Shock your waterlines and retest to verify CDC standards are met. Continue to treat with a low-level antimicrobial product (like a tablet or straw) and contact The Team @ ProEdge for assistance.

NOTE: If your source water fails, contact our team to help determine the best possible solution.

Testing Accuracy:

R2A testing method

ProEdge Dental Water Labs is the most experienced dental water lab in the world. We utilize state of the art laboratory technology and proven scientific methods to ensure your test is completely reliable. Our test includes 3rd-party validated neutralization methods for precise microbial counts (learn more at ProEdgeDental.com/Neutralization) and multiple tests per sample to cross-check each sample's accuracy. All results must be reviewed and certified by multiple laboratory professionals and remain 100% confidential.

WATER TEST

SUBMISSION FORM

FILL OUT FORM COMPLETELY EVERY TEST

STEP 1: Practice Information

Practice Name: Dr. Natalie Lenser D.D.S.

Practice Address: 3109 Coffee Rd. Suite B

City, State & Zip: Modesto, CA 95355

Practice Number: _____

Contact Name: Natalie Lenser

Contact Title/Position: Dentist

Contact Email: dr.lenser@yahoo.com

Compliance Officer Email: _____

STEP 2: Waterline Maintenance Information

Using Water Bottles? ☒ Yes ☐ No

Source Water: ☐ Municipal/Tap Water ☐ Bottled Spring ☒ Bottled Distilled ☐ Filter, Distiller, or R/O Unit
Please specify: _____

Shock Used: ☐ N/A ☐ Diluted Bleach Solution ☒ Liquid Ultra (Pink Stuff) ☐ Citrisil Shock ☐ Mint-A-Kleen
☐ Other: _____ Last Shock Date: 5/2/2023

Treatment Used: ☐ N/A

Tablets: ☐ BluTab ☒ ICX ☐ Citrisil ☐ Other: _____

Straws: ☐ BluTube ☐ Sterisil V2 ☐ DentaPure ☐ Other: _____

Central Systems: ☐ VistaClear ☐ Sterisil G4 ☐ Sterisil G5 ☐ Other: _____

Received By

Install Date: MAY 11 2023

Sadie

STEP 3: Test Sample Information

Sample Date: _____

For Lab Use Only	Vial Number	Operatory Name/#	(Circle One) Device Name, Pooled/Combined, or Source Water	Optional
139	1	BLUE OPEN BAY	AW Syringe Highspeed Handpiece Slowspeed Handpiece Scaler Pooled/Combined Source Water	Dr. Side Asst. Side
140	2	YELLOW OPEN BAY	AW Syringe Highspeed Handpiece Slowspeed Handpiece Scaler Pooled/Combined Source Water	Dr. Side Asst. Side
141	3	GREEN OPEN BAY	AW Syringe Highspeed Handpiece Slowspeed Handpiece Scaler Pooled/Combined Source Water	Dr. Side Asst. Side
142	4	BROWN OPEN BAY	AW Syringe Highspeed Handpiece Slowspeed Handpiece Scaler Pooled/Combined Source Water	Dr. Side Asst. Side
143	5	GREEN OP	AW Syringe Highspeed Handpiece Slowspeed Handpiece Scaler Pooled/Combined Source Water	Dr. Side Asst. Side
144	6	YELLOW OP	AW Syringe Highspeed Handpiece Slowspeed Handpiece Scaler Pooled/Combined Source Water	Dr. Side Asst. Side
145	7	BLUE OP	AW Syringe Highspeed Handpiece Slowspeed Handpiece Scaler Pooled/Combined Source Water	Dr. Side Asst. Side
	8		AW Syringe Highspeed Handpiece Slowspeed Handpiece Scaler Pooled/Combined Source Water	Dr. Side Asst. Side
	9		AW Syringe Highspeed Handpiece Slowspeed Handpiece Scaler Pooled/Combined Source Water	Dr. Side Asst. Side
	10		AW Syringe Highspeed Handpiece Slowspeed Handpiece Scaler Pooled/Combined Source Water	Dr. Side Asst. Side
	11		AW Syringe Highspeed Handpiece Slowspeed Handpiece Scaler Pooled/Combined Source Water	Dr. Side Asst. Side
	12		AW Syringe Highspeed Handpiece Slowspeed Handpiece Scaler Pooled/Combined Source Water	Dr. Side Asst. Side
	13		AW Syringe Highspeed Handpiece Slowspeed Handpiece Scaler Pooled/Combined Source Water	Dr. Side Asst. Side
	14		AW Syringe Highspeed Handpiece Slowspeed Handpiece Scaler Pooled/Combined Source Water	Dr. Side Asst. Side
	15		AW Syringe Highspeed Handpiece Slowspeed Handpiece Scaler Pooled/Combined Source Water	Dr. Side Asst. Side
	16		AW Syringe Highspeed Handpiece Slowspeed Handpiece Scaler Pooled/Combined Source Water	Dr. Side Asst. Side

☒ R2A
☐ FLO



4673

888.843.3343 | support@proedgedental.com

Questions?